




Chip Stirling
Commissioner

**Boys Mason Dixon
Track & Field
Championship
2000**

Team Standings

First Place	-	Alabama School for the Deaf
Second Place	-	Louisiana School for the Deaf
Third Place	-	Florida School for the Deaf
Fourth Place	-	South Carolina School for the Deaf
Fifth Place	-	Mississippi School for the Deaf
Sixth Place	-	Eastern North Carolina School for the Deaf
Seventh Place	-	Kentucky School for the Deaf
Eighth Place	-	Georgia School for the Deaf
Ninth Place	-	Tennessee School for the Deaf

(North Carolina and Virginia doesn't have a track team this year)



Chip Stirling
Commissioner

Boys

Track and Field Athlete of the year	---	N. Jegede	FSD
Best Field Event Performance	---	M. Baker	ASD
Most Distance Runner	---	N. Benitez	FSD
Best Sprinter	---	N. Jegede	FSD
Best Hurdler	---	E. Hathorn	MSD
Coach of the Year	---	Hugh Lewis	FSD

Most Courteous Track member

Mike Baker - ASD

He got hurt with knee and had knee surgery in October. He missed all of his basketball season and had to rehabbed his knee to get ready for track. He had a great year in track.

Randy Lennon - KSD

An senior - joined track for 1st time and participated with best efforts with chronic kidney problem.



Chip Stirling
Commissioner

**Boys Mason Dixon
Scoring Sheet
2000**

Individual/Relay events

Scoring:

1st = 10 pts
5th = 4 pts

2nd = 8 pts
6th = 3 pts

3rd = 6 pts
7th = 2 pts

4th = 5 pts
8th = 1 pt


Event	LSD	FSD	ASD	MSD	SCSD	KSD	TSD	ENCSD	GSD
100mD	10	8	6	3	10	0	1	1	0
200mD	5	8	5	2.5	18.5	0	0	0	0
400mD	12	10	8	3	6	0	0	0	0
800mR	4	11	12	0	12	0	0	0	0
1600mR	6	25	0	0	1	2	0	2	0
3200mR	9	12	3	5	10	0	0	0	0
110mH	13	6	7	10	1	2	0	0	0
300mH	0	5	9	12	11	2	0	0	0
400mRe.	6	2	10	8	5	7	3	4	0
1600mRe.	5	8	10	4	6	2	3	0	0
Long Jump	11	1	12	10	0	0	0	5	0
Triple Jump	9	0	21	5	0	0	0	0	0
High Jump	12.5	4.8	12.6	4	2	2	0	0	0
Shot Put	10	2	11	3	0	0	0	5	8
Discus	7	8	10	6	1	0	0	7	0
Pole Vault	11	0	18	0	0	0	0	0	0
Total	130.5	110.8	154.6	75.5	83.5	11	7	24	8
Place	2nd	3rd	1st	5th	4th	7th	9th	6th	8th

Events not included due not enough participation are 800m relay, 3200m relay, 400m Hurdles, Javelin but will be recognized for all conference honors.

BOYS' MASON DIXON TRACK 2000


 The logo for the Mason Dixon Track Conference features the words "mason dixon" in a stylized, lowercase font with a textured, metallic appearance. Below the name, the words "track conference" are written in a simpler, lowercase font.

mason dixon
track conference



LOUISIANA SCHOOL FOR THE DEAF
FINAL RESULTS
JUNE 1, 2000

(A- ALL FIRST PLACES ARE MASON DIXON CHAMPIONS)
(B- FIRST 6 PLACES ARE FIRST TEAM ALL CONFERENCE)
(C- 7th - 12th PLACES ARE ALL CONFERENCE HONORABLE MENTION FOR THE MASON DIXON)

• 100m DASH

1.	LSD	10.74	T. Cornish
2.	FSD	11.1	N. Jegede
3.	SCSD	11.3	F. Jones
4.	ASD	11.53	M. Maxwell
5.	SCSD	11.7	R. Mitchell
6.	MSD	11.79	M. Kimple
7.	ENCSD	11.8	T. Carter
	TSD	11.8	C. Davis
8.	ASD	11.84	B. Moss
9.	LSD	11.99	E. Garrison
10.	ASD	12.07	F. McClendon
11.	SCSD	12.1	J. Kanott
	SCSD	12.1	L. Potts
12.	LSD	12.12	B. Coleman
13.	SCSD	12.4	R. Gadsden
14.	FSD	12.47	R. Burch
15.	TSD	12.48	Jennings
16.	ENCSD	12.62	K. Simmons
17.	TSD	12.65	M. Mathis
18.	KSD	12.72	A. Franklin
19.	FSD	12.9	J. Matzel
20.	FSD	13.1	W. Vandenberg
21.	TSD	13.27	Clark
22.	FSD	13.3	J. Matlow
23.	KSD	18.5	R. Lennon

• 200m DASH

1.	SCSD	22.5	F. Jones
2.	FSD	22.75	N. Jegede
3.	ASD	23.27	M. Maxwell
4.	SCSD	24.3	R. Mitchell
	MSD	24.3	M. Kimple
5.	ASD	24.49	B. Moss
6.	LSD	24.69	B. Coleman
7.	LSD	24.7	J. Coleman
8.	ASD	24.73	C. Johnson
9.	MSD	24.90	Johnson
10.	ASD	25.05	F. McClendon

BOYS' WILSON DIXON TRACK 2000

11.	SCSD	25.3	R. Gadsden
12.	LSD	25.5	E. Garrison
13.	SCSD	25.8	L. Potts
14.	SCSD	26.1	J. Kanott
15.	FSD	26.16	R. Burch
16.	TSD	26.41	C. Davis
17.	TSD	26.65	M. Mathis
18.	FSD	26.7	J. Matlow
19.	FSD	26.8	W. Vandenberg
20.	KSD	27.2	A. Franklin
21.	TSD	27.81	Clark
22.	TSD	27.87	Dixon
23.	KSD	38.3	R. Lennon

• 400m DASH

1.	FSD	51.36	N. Jegede
2.	LSD	51.83	T. Cornish
3.	SCSD	52.8	R. Mitchell
4.	ASD	55.41	C. Sweeney
5.	LSD	55.67	A. Lewis
6.	MSD	55.7	T. Johnson
7.	ASD	56.28	A. Johnson
8.	ASD	56.33	E. Lockwood
9.	FSD	57.07	T. Ellington
10.	SCSD	57.8	C. Carr
11.	ASD	58.7	R. Reed
12.	SCSD	59.2	J. Greene
13.	FSD	59.52	J. Dupuis
14.	FSD	59.85	R. Burch
15.	ENCSO	60.0	R. Webber
16.	FSD	60.19	D. Walker
17.	KSD	62.2	E. Entleman
18.	TSD	63.0	M. Mathis
19.	SCSD	63.4	R. Gadsden
20.	ENSCD	64.0	A. Tripps
21.	TSD	65.0	Dixon
	KSD	65.0	K. Helton
22.	TSD	68.0	Clark
23.	LSD	68.33	R. Leblanc

• 800m RUN

1.	SCSD	2:06.9	R. Mitchell
2.	ASD	2:08.0	C. Sweeney
3.	FSD	2:12.0	M. Jones
	ASD	2:12.0	M. Railey
4.	FSD	2:21.0	L. Espinoza
5.	LSD	2:21.9	D. Douglas
6.	FSD	2:27.0	M. Miller
7.	SCSD	2:27.6	E. Brown
8.	ASD	2:31.0	W. Williams
9.	FSD	2:32.0	J. Dupuis
10.	LSD	2:33.0	C. Poindexter
	ASD	2:33.0	R. Williams
11.	ASD	2:35.0	K. Goode
12.	MSD	2:36.0	B. Minor
13.	ENCSO	2:38.0	J. Decins

BOYS' WILSON DIXON TRACK 2000

14.	ENCSD	2:41.0	J. Harper
15.	SCSD	2:41.5	J. Greene
16.	LSD	2:43.0	J. Suggs
17.	KSD	2:44.0	E. Etleman
18.	LSD	2:46.0	J. Higgins
19.	ENCSD	2:48.0	T. Johnson
20.	SCSD	3:00.3	L. William

• 1600m RUN

1.	FSD	5:04.0	N. Benitez
2.	FSD	5:13.0	M. Jones
3.	LSD	5:29.0	R. Leblanc
4.	ASD	5:39.0	C. Sweeney
5.	ENCSD	5:41.0	J. Harper
	KSD	5:41.0	M. Haynes
6.	ASD	5:47.0	B. Reed
7.	FSD	5:48.0	H. Roman
8.	SCSD	5:51.8	E. Brown
9.	LSD	5:55.0	J. Higgins
10.	FSD	5:56.0	J. Matzell
11.	MSD	6:00.1	J. Jones
12.	SCSD	6:00.3	J. Rice
13.	ASD	6:03.0	K. Goodwin
14.	ENCSD	6:04.0	J. Rubio
15.	MSD	6:27.0	R. Alford

• 3200m RUN

1.	FSD	11:15.0	N. Benitez
2.	LSD	11:47.7	R. Leblanc
3.	SCSD	12:01.8	E. Brown
4.	MSD	12:04.0	R. Alford
5.	SCSD	12:06.4	J. Rice
6.	ASD	12:27.0	T. Fordham
7.	FSD	12:58.0	H. Roman
8.	LSD	13:09.1	C. Poindexter
9.	FSD	13:18.0	C. Bicknell
10.	LSD	13:20.0	J. Suggs
11.	ASD	13:44.0	K. Goodwin
12.	ENCSD	14:10.0	J. Rubio
13.	MSD	14:22.0	J. Jones
14.	TSD	14:45.18	Wilson

• 110m HURDLES

1.	MSD	15.3	E. Hathow
2.	LSD	15.6	J. Coleman
3.	FSD	16.8	R. Winfrey
4.	LSD	17.0	T. Morris
5.	ASD	17.12	J. Morgan
6.	ASD	17.35	B. Morris
7.	KSD	19.8	C. Facen
8.	SCSD	22.0	V. Jeske

• 300m HURDLES

1.	SCSD	41.9	F. Jones
2.	MSD	42.85	E. Hathorn
3.	ASD	43.23	J. Morgan

BOYS' WILSON DIXON TRACK 2000

4.	FSD	44.8	R. Winfrey
5.	MSD	45.88	B. Minor
6.	ASD	47.13	B. Moss
7.	KSD	49.4	C. Facen
8.	SCSD	57.3	V. Jeske

• 100m HURDLES

1.	SCSD	58.06	F. Jones
2.	SCSD	83.4	V. Jeske

• 400m RELAY

1.	ASD	F. McLendon, R. Reed, M. Maxwell, C. Johnson	45.76
2.	MSD	Kimple, Cherry, Miner, Hathorn	46.1
3.	LSD	W. Harris, E. Garrison, R. Fraychineaud, B. Coleman	46.96
4.	SCSD	C. Carr, J. Kanott, R. Gadsden, F. Jones	47.3
5.	ENCSD	K. Simmons, R. McClannahan, J. Landreth, T. Carter	48.5
6.	TSD	Wilson, M. Mathis, Davis, Jennings	49.19
7.	FSD	E. Hoover, J. Matlow, R. Winfrey, N. Jegede	49.4
8.	KSD	C. Facen, E. Ettelman, A. Franklin, K. Helton	55.65

• 800m RELAY

1.	LSD	T. Cornish, J. Coleman, T. Morris, B. Coleman	1:36.4
2.	MSD	M. Kimple, T. Johnson, P. Cherry, E. Hathorn	1:36.9

• 1600m RELAY

1.	ASD	E. Lockwood, M. Maxwell, C. Sweeney, C. Johnson	3:40.38
2.	FSD	T. Ellington, N. Benitez, N. Jegede, M. Jones	3:43.81
3.	SCSD	J. Greene, C. Carr, F. Jones, R. Mitchell	3:44.0
4.	LSD	A. Lewis, T. Cornish, T. Morris, J. Coleman	3:44.2
5.	MSD	Kimple, Miner, Johnson, E. Hathorn	3:49.1
6.	TSD	J. Quinn, C. Davis, B. Jennings, P. Dixon	4:21.0
7.	KSD	C. Facen, E. Ettelman, A. Franklin, M. Haynes	4:31.0

• 3200m RELAY

1.	FSD	J. Ellington, M. Miller, N. Benitez, M. Jones	9:03.81
2.	ASD	E. Lockwood, M. Railey, C. Sweeney, W. Williams	9:06.45
3.	ENCSD	T. Johnson, J. Dean, R. McClannahan, J. Mayers	10:40.02

• LONG JUMP

1.	MSD	20'4 1/2	E. Hathorn
2.	LSD	19'5 3/4	J. Coleman
3.	ASD	19'5 1/2	J. Morgan
4.	ENCSD	19'1	J. Carter
5.	ASD	19' 1/2	R. Reed
6.	LSD	19'0	T. Cornish
7.	ASD	18'8	B. Jones
8.	FSD	18'4	R. Winfrey
9.	MSD	18'3	M. Kimple
10.	ASD	17'10	C. Johnson
11.	FSD	17'6	R. Burch
12.	SCSD	17'1 1/2	C. Carr
13.	TSD	16'9	Zennings
14.	TSD	16'3	Wilson
15.	SCSD	16'2	R. Gadsden
16.	SCSD	15'10	L. Williams

BOYS' WILSON DIXON TRACK 2000

17.	FSD	15'8	J. Matzell
18.	LSD	14'8	C. Poindexter
19.	KSD	13'11	E. Ettleman
20.	LSD	13'10 1/2	E. Garrison
21.	FSD	13'9	M. Miller
22.	KSD	13'2	M. Haynes
23.	FSD	12'11	C. Bicknell
24.	KSD	12'2 1/2	K. Helton

• TRIPLE JUMP

1.	ASD	41'2 1/2	B. Jones
2.	LSD	40'3 1/2	T. Cornish
3.	ASD	39'8	W. Williams
4.	MSD	37'5 1/2	D. Cherry
5.	LSD	37' 1/2	T. Morris
6.	ASD	34'3	E. Lockwood
7.	ASD	33'5	R. Reed
8.	LSD	30'5	C. Poindexter

• HIGH JUMP

1.	FSD	5'8	N. Jegede
	ASD	5'8	C. Sweeney
	ASD	5'8	F. McClendon
2.	MSD	5'6	B. Miner
	ASD	5'6	C. Johnson
3.	LSD	5'4	T. Morris
	FSD	5'4	R. Burch
	SCSD	5'4	L. Potts
4.	LSD	5'3	C. Poindexter
5.	LSD	5'2	A. Lewis
6.	LSD	5'0	E. Garrison
	FSD	5'0	J. Matlow
7.	KSD	4'8	K. Helton

• SHOT PUT

1.	ASD	46'6	M. Baker
2.	GSD	44'3	C. Jackson
3.	LSD	41'2	W. Charles
4.	ENCSD	40'7	H. Mann
5.	LSD	39'11 1/2	A. Lewis
6.	MSD	38'8	D. McCoy
7.	FSD	38'7 1/2	E. Hoover
8.	ASD	38'2	A. Johnson
9.	ASD	38'1 1/2	F. Robertson
10.	FSD	36'6 1/2	A. Jones
11.	FSD	36'1	G. Cardona
12.	ASD	33'4	Z. Lockhart
13.	FSD	32'9	E. Admore
14.	LSD	31'5	D. Toviller
15.	SCSD	30'4	B. Walker
16.	TSD	29'8	Stinnett
17.	SCSD	29'3	A. Wilson
18.	SCSD	28'1	J. Greene
19.	TSD	26'0	Quinn

BOYS' WILSON DIXON TRACK 2000

• <u>DISCUS</u>			
1.	ASD	138'1	M. Baker
2.	FSD	119'0	E. Admore
3.	MSD	114'11	D. McCoy
4.	ENCSD	114'7	J. Landreth
5.	LSD	113'7	W. Charles
6.	LSD	110'4	J. Barras
7.	ENCSD	98'0	B. Howare
8.	SCSD	97'10	A. Wilson
9.	SCSD	94'8	J. Kanott
10.	ASD	94'1	F. Roberston
11.	FSD	93'0	E. Hoover
12.	FSD	90'11	A. Jones
13.	ASD	87'6	A. Johnson
14.	ASD	85'8	Z. Lockhart
15.	FSD	82'11 3/4	J. Oretgo
16.	TSD	79'4	Stinnel
17.	TSD	74'9	Quinn
18.	SCSD	72'11	J. Greene
19.	SCSD	64'5	Q. Wilkes
• <u>JAVELIN</u>			
1.	LSD	132'5 1/2	K. Green
2.	LSD	128'4	W. Charles
3.	LSD	85'5	R. Fraychineaud
• <u>POLE VAULT</u>			
1.	ASD	11'0	J. Morgan
2.	ASD	9'0	W. Williams
3.	LSD	8'0	R. Fraychineaud
4.	LSD	7'0	W. Faulk



Chip Stirling
Commissioner

**Girls Mason Dixon
Track & Field
Championship
2000**

Team Standings

- | | |
|----------------------|---|
| First Place | - Florida School for the Deaf |
| Second Place | - Louisiana School for the Deaf |
| Third Place | - South Carolina School for the Deaf |
| Fourth Place | - Alabama School for the Deaf |
| Fifth Place | - Eastern North Carolina School for the Deaf |
| Sixth Place | - Mississippi School for the Deaf |
| Seventh Place | - Tennessee School for the Deaf |
| Eighth Place | - Kentucky School for the Deaf |

(North Carolina, Georgia, and Virginia didn't participation)



Chip Stirling
Commissioner

Girls

Track & Field Athlete of the Year - K. Burke - FSD

Best Field Event Performance - D. Finnamon - ENCSD

Best Distance Runner - J. Cassell - FSD

Best Sprinter - S. Glover - FSD

Best Hurdler (tied) - K. Burke - FSD

&

N. Washington - LSD

Most Courteous - No nominations (this year)

Coach of the Year - Donna Johnson - FSD




**Girls Mason Dixon
Scoring Sheet
2000**

Individual/Relay Event Scoring:

Event	LSD	FSD	ASD	MSD	SCSD	KSD	TSD	ENCSD
100m	6	15.5	4	5.5	8	0	0	0
200m	0.6	9.2	6	1	18	0	4	0
400m	3	5	2	0	29	0	0	0
800m	9	18	4	0	3	0	0	5
1600m	9	21	0	2	3	0	0	4
3200m	10	20	0	0	5	0	0	4
100mH	13	16	0	7	0	0	0	3
300mH	0	24	8	0	0	0	0	4
400mRe.	5	8	6	4	10	1	2	3
800mRe.	10	4	0	8	6	0	5	0
1600mRe.	5	8	6	4	10	0	0	0
Long Jump	5	15	4	0	5	0	0	10
Triple Jump	8	11	10	0	4	0	0	0
High Jump	8	16.5	2	0	2.5	0	0	0
Shot Put	14	7	8	0	0	0	0	10
Discus	16	9	2	0	0	0	0	2
Pole Vault	10	0	8	0	0	0	0	0
Total	157	207.2	70	31.5	109.5	1	11	55
Place	2nd	1st	4th	6th	3rd	8th	7th	5th

Events not included due to lack of participation are 3200m Relay, Javelin, and 400m Hurdles but will be recognized for conference honors.

GIRLS' MASON DIXON TRACK 2000



LOUISIANA SCHOOL FOR THE DEAF FINAL RESULTS June 1, 2000

(A- ALL FIRST PLACES ARE MASON DIXON CHAMPIONS)
(B- FIRST 6 PLACES ARE FIRST TEAM ALL CONFERENCE)
(C- 7th - 12th PLACES ARE ALL CONFERENCE HONORABLE MENTION FOR THE MASON DIXON)

• 100m DASH

1.	FSD	13.1	S. Glover
2.	SCSD	13.5	V. Mack
	ASD	13.5	N. Stafford
3.	LSD	13.65	S. Perkins
4.	MSD	13.68	A. Scott
5.	FSD	14.0	K. Hopwood
6.	SCSD	14.1	V. Jester
	FSD	14.1	E. Dinkins
7.	SCSD	14.3	B. DeWitt
8.	SCSD	14.4	J. Petty
	MSD	14.4	S. Goodsby
9.	LSD	14.42	N. Hart
10.	SCSD	14.7	L. Walker
11.	TSD	14.78	Bullman
12.	FSD	14.8	A. Osgood
13.	ENCSD	15.03	T. Dixon
14.	ASD	15.2	T. Holmes
15.	ENCSD	15.22	N. Long
16.	KSD	15.82	S. Smallwood
17.	TSD	16.39	Williams
18.	KSD	16.4	D. Huber
19.	ASD	16.6	M. Hutto
20.	TSD	17.4	Goodman
21.	KSD	18.09	M. Cline

• 200m DASH

1.	SCSD	27.1	T. Wallace
2.	FSD	27.9	S. Glover
3.	ASD	28.03	N. Stafford
4.	SCSD	28.1	V. Mack
5.	TSD	28.35	Goodwin
6.	SCSD	29.3	V. Jester
7.	LSD	29.5	S. Perkins
	FSD	29.5	K. Hopwood
	FSD	29.5	E. Dinkins
8.	MSD	29.68	A. Scott
9.	ASD	30.32	T. Holmes

GIRLS' WASON DIXON TRACK 2000

10.	MSD	30.5	Miller
11.	TSD	31.12	Bullman
12.	ASD	31.24	L. Young
13.	LSD	31.36	N. Hart
14.	SCSD	31.6	B. DeWitt
15.	ASD	31.84	L. Connell
16.	FSD	32.9	A. Hutchins
17.	KSD	36.4	A. Fitzgerald
18.	KSD	37.0	A. TeeGarden
19.	KSD	39.04	D. Huber
20.	KSD	40.40	A. Ayers
21.	KSD	45.86	May

• 400m DASH

1.	SCSD	66.6	V. Mack
2.	SCSD	67.1	B. Dewitt
3.	SCSD	67.5	T. Wallace
4.	SCSD	70.4	Y. Jamie
5.	FSD	71.0	N. Conklin
	ASD	71.0	L. Connell
6.	FSD	71.8	A. Alegria
7.	LSD	72.03	T. McAllister
8.	LSD	72.04	C. Kilgore
9.	ASD	73.0	T. Gray
	LSD	73.0	L. Bourgeois
10.	FSD	74.6	Y. Jamies
11.	FSD	76.0	S. Crider
	MSD	76.0	S. High
12.	KSD	78.4	M. Cline
13.	MSD	81.1	S. Harris
14.	ASD	82.0	L. Young
	ENCSD	82.0	J. Gillilene
15.	TSD	84.0	Thompson

• 800m RUN

1.	FSD	2:48.0	M. Acevedo
2.	LSD	2:53.2	R. Hammond
3.	FSD	2:57.0	A. Meehan
4.	ENCSD	2:58.0	J. Pearsall
5.	ASD	2:59.0	L. Young
6.	SCSD	3:01.4	B. Harris
7.	FSD	3:05.0	Y. Jaimes
8.	LSD	3:06.0	C. Kilgore
9.	FSD	3:11.0	S. Crider
10.	ASD	3:13.0	R. Smith
11.	LSD	3:20.6	S. Desodier
12.	TSD	3:21.0	Thompson
13.	MSD	3:23.0	S. High
14.	ASD	3:34.0	T. Stinson
15.	ASD	3:35.0	M. Hutto
16.	KSD	3:40.0	m. Cline

GIRLS' MASON DIXON TRACK 2000

17.	ASD	3:50.0	M. Wallace
18.	ASD	3:54.0	M. Wilson
• <u>1600m RUN</u>			
1.	FSD	6:31.0	J. Cassell
2.	ENCSD	6:35.0	J. Pearsall
	FSD	6:35.0	M. Acevedo
3.	FSD	6:39.0	D. Jones
4.	LSD	6:40.0	C. Kilgore
5.	LSD	6:48.0	S. Girourd
6.	SCSD	6:50.1	B. Harris
7.	MSD	7:11.0	S. High
8.	FSD	7:13.0	P. Abenchuchan
9.	ASD	7:15.0	L. Young
10.	FSD	7:40.0	P. Ward
11.	MSD	7:53.0	K. Patton
12.	LSD	8:03.0	S. Desodler
13.	ASD	8:13.0	M. Wilson
14.	ASD	8:25.0	N. Wallace
15.	ASD	8:38.0	W. Mitchell
• <u>3200m RUN</u>			
1.	FSD	14:12.0	J. Cassell
2.	LSD	14:18.0	R. Hammond
3.	FSD	14:25.0	D. Jones
4.	SCSD	14:48.2	B. Harris
5.	ENCSD	15:09.0	J. Pearsall
6.	FSD	15:22.0	A. Weaver
7.	LSD	16:15.8	S. Girourd
8.	FSD	17:42.0	P. Ward
9.	ASD	18:28.0	W. Mitchell
	ASD	18:28.0	M. Wilson
10.	LSD	18:30.9	C. Kilgore
• <u>100m HURDLES</u>			
1.	FSD	16.9	K. Burke
2.	LSD	17.6	N. Washington
3.	FSD	18.3	C. Jones
4.	LSD	19.48	L. Bourgeois
5.	MSD	19.72	L. Rushing
6.	ENCSD	20.07	N. Long
7.	MSD	23.69	L. Delaney
8.	MSD	24.30	M. Johnson
• <u>300m HURDLES</u>			
1.	FSD	48.9	K. Burke
2.	FSD	55.4	P. Abenchuchan
3.	FSD	60.4	S. Crider
4.	ASD	67.0	T. Gray
5.	ENCSD	69.0	N. Long
6.	ASD	70.84	T. Stinson

GIRLS' MASON DIXON TRACK 2000

• 400m HURDLES

1. SCSD 82.1 T. Wallace

• 400m RELAY

1.	SCSD	V. Jeter, T. Wallace, J. Petty, V. Mack	54.2
2.	FSD	K. Hopwood, E. Dinkins, C. Jones, S. Glover	54.7
3.	ASD	T. Holmes, N. Stafford, L. Connell, N. Smith	54.72
4.	LSD	N. Hart, T. Pete, L. Bourgeois, S. Perkins	55.05
5.	MSD	S. Goolsby, L. Rushing, Whalum, A. Scott	56.1
6.	ENCSD	N. Merchinson, N. Long, J. Pearsall, J. Gilliland	58.9
7.	TSD	Goodwin, Bullman, Thompson, Williams	60.0
8.	KSD	A. TeeGarden, D. Huber, M. Cline, S. Smallwood	63.2

• 800m RELAY

1.	LSD	T. McAllister, L. Bourgeois, N. Hart, S. Perkins	1:56.47
2.	MSD	s. Goolsby, Miller, Whalum, A. Scott	2:01.1
3.	SCSD	L. Walker, V. Jester, B. Dewitt, J. Petty	2:01.2
4.	TSD	Goodwin, Thompson, Bullman, Williams	2:06.19
5.	FSD	A. Meechan, A. Weaver, A. Alegria, P. Abenchuchan	2:06.2

• 1600m RELAY

1.	SCSD	T. Wallace, J. Petty, V. Jeter, V. Mack	4:36.0
2.	FSD	P. Abenchuchan, N. Conklin, A. Alegria, K. Burke	4:43.1
3.	ASD	T. Holmes, N. Stafford, N. Smith, L. Young	4:46.0
4.	LSD	T. McAllister, L. Bourgeois, N. Washington, C. Kilgore	4:48.7
5.	MSD	Miller, S.Goolsby, L. Rushing, A. Scott	5:01.2

• 3200m RELAY

1.	FSD	A. Meehan, M. Aceveda, A. Alegria, N. Conklin	11:25.0
2.	ASD	L. Young, T. Holmes, R. Smith, T. Stinson	12:18.0
3.	KSD	M. Cline, A. Ayers, S. Smallwood, D. Huber	17:19.0

• LONG JUMP

1.	ENCSD	13'11	J. Gilliland
2.	FSD	13'4	C. Jones
	FSD	13'4	S. Glover
3.	LSD	13'3 1/2	S. Perkins
	FSD	13'3 1/2	P. Abenuchuchan
4.	SCSD	12'11	T. Wallace
5.	FSD	12'9 3/4	E. Dinkins
6.	ASD	12'7 1/2	N. Stafford
7.	LSD	12'4 3/4	N. Hart
8.	ASD	12'3 3/4	T. Stinson
9.	SCSD	12'0	J. Petty
10.	ASD	11'4 1/4	T. Gray
11.	KSD	10'4	A. TeeGarden
12.	ASD	9'8 3/4	M. Hutto
13.	KSD	7' 11	A. Fitzgerald

• TRIPLE JUMP

1.	ASD	31'4 1/2	N. Smith
2.	LSD	28'7 1/4	T. Pete

GIRLS' WATSON DIXON TRACK 2000

3.	FSD	26'8 1/2	K. Hopwood
4.	FSD	23'1	S. Glover
5.	SCSD	20'11 1/2	L. Walker
• <u>HIGH JUMP</u>			
1.	FSD	4'11	K. Burke
2.	LSD	4'8	N. Washington
3.	FSD	4'6	S. Crider
	FSD	4'6	P. Abenchuchan
	ASD	4'6	N. Smith
4.	FSD	4'4	N. Conklin
	SCSD	4'4	L. Walker
• <u>SHOT PUT</u>			
1.	ENCSD	34'2	D. Finnaman
2.	ASD	29'1	E. Strickland
3.	LSD	28'9	T. Pete
4.	LSD	28'5	N. Washington
5.	FSD	28'1	A. Meechan
6.	LSD	27'7 1/2	T. Johnson
7.	FSD	27'5 1/2	F. Bennett
8.	FSD	26'10	Y. Williams
9.	ENCSD	26'2	N. Merchinson
10.	ASD	25'9 1/2	Y. Sankey
11.	ASD	24'1	S. Keen
12.	FSD	23'7	K. Keil
13.	ASD	23'6	L. Lawrence
14.	MSD	22'2	K. Patton
15.	TSD	20'10 1/2	James
16.	MSD	20'9 1/2	C. Brown
17.	FSD	19'11	A. Hackett
18.	TSD	16'11 7/8	Johnson
• <u>DISCUS</u>			
1.	LSD	83'8 1/2	T. Pete
2.	ENCSD	82'7	D. Finnaman
3.	LSD	82'4	T. Johnson
4.	FSD	80'7	F. Bennett
5.	ENCSD	78'9	N. Long
6.	FSD	77'7	C. Jones
7.	ASD	73'1	E. Strickland
8.	FSD	71'1	M. Weiss
9.	LSD	68'7 1/2	M. Boudreaux
10.	MSD	64'8	K. Patton
11.	MSD	63'2	C. Brown
12.	ASD	62'9	Y. Sanky
13.	ASD	59'8	S. Keen
14.	FSD	59'3	N. Martin
15.	FSD	54'0	A. Meechan
16.	TSD	52'8	James
17.	ENCSD	52'0	N. Merchinson
18.	FSD	51'3 1/2	K. Keil

GIRLS' MASON DIXON TRACK 2000

19.	FSD	51'0	S. Jones
20.	ASD	45'8	L. Lawrence
21.	TSD	40'0	Johnson

• JAVELIN

1.	LSD	104'4	T. Johnson
2.	LSD	74'6	M. Boudreaux

• POLE VAULT

1.	LSD	6'0	M. Boudreaux
2.	ASD	4'9	T. Holmes



Chip Stirling
Commissioner

**Track & Field
Overall Mason-Dixon
Conference Champions**

Team Standing	Total Score	School	Girls Score	Boys Score
First	318.0	FSD	207.2	110.8
Second	287.5	LSD	157.0	130.5
Third	224.6	ASD	70	154.6
Fourth	193	SCSD	109.5	83.5
Fifth	107.0	MSD	31.5	75.5
Sixth	79	ENCSD	55	24
Seventh	18	TSD	11	7
Eighth	12	KSD	1	11
Nineth	8	GSD	0	8

(North Carolina and Virginia didn't have a team this year)