




1999



**BOYS MASON-DIXON
TRACK & FIELD
CHAMPIONSHIP
1999**



Track & Field Overall Mason-Dixon Conference Champions

	Total Score	School	Girls Score	Boys Score
First	276.5	LSD	168	108.5
Second	250	FSD	110	140
Third	162.5	SCSD	65	97.5
Fourth	116.5	ASD	17	99.5
Fifth	98	ENC	61	37
Sixth	81	MSD	17.5	63.5
Seventh	38	KSD	38	0
Eighth	32	TSD	26	6

(North Carolina, Georgia, And Virginia did not participate!)

BOYS MASON-DIXON SCORING SHEET 1999 Individual & Relay Event Scoring:

1st = 10 pts 2nd = 8 pts 3rd = 6 pts 4th = 5 pts
5th = 4 pts 6th = 3 pts 7th = 2 pts 8th = 1 pt

Event	ASD	ENC	TSD	FSD	LSD	SCSD	MSD	KSD
110 hh	4	5	0	6	11	2	11	0
100	1	0	0	7	20	3	8	0
1600	8	0	4	20	5	2	0	0
400	5	3	2	10	4	8	6	0
Relay								
400	6	0	0	10	14	5	4	0
800	10	0	0	18.5	0	8	2.5	0
200	10	0	0	5	4	20	0	0
3200	1	5	0	21	8	4	0	0
1600	5	3	0	10	8	4	6	0
Relay								
Long								
Jump	7	3	0	5	10	6	8	0
High								
Jump	2.5	5	0	2.5	2.5	19.5	7	0
Shot								
Put	10	3	0	6	9	8	3	0
Pole								
Vault	10	0	0	0	0	0	0	0
Triple								
Jump	10	0	0	13	13	0	3	0
Discus								
	10	10	0	6	0	8	5	0
Total	99.5	37	6	140	108.5	97.5	63.5	0
Place	3rd	6th	7th	1st	2nd	4th	5th	8th

Events not included because all schools do not participate in them: 3200 Relay, 800 Relay, 300 Low Hurdles, Javelin.

Track & Field Athlete of the Year:

T. Cornish – Louisiana School for the Deaf

Best Field Event Performer:

D. Jones – Louisiana School for the Deaf

Best Distance Runner:

C. Sweeney – Alabama School for the Deaf

Best Sprinter:

T. Cornish – Louisiana School for the Deaf

Best Hurdler:

J. Coleman – Louisiana School for the Deaf

Coach of the Year (3-way tie):

Bert Haynes – Alabama School for the Deaf




Sam Williamson – Mississippi School for the Deaf

Chip Stirling – Louisiana School for the Deaf

Most Courageous:

Leigh Mastin – Alabama School for the Deaf

Leigh is small in stature, weak in limb, but strong in heart! Never missed a practice, always on time, and did his best! Ran 2 miles at every meet!




Champions

- | | |
|-------------------------|------------------------------------|
| 1 st Place - | Florida School for the Deaf |
| 2 nd Place - | Louisiana School for the Deaf |
| 3 rd Place - | Alabama School for the Deaf |
| 4 th Place - | South Carolina School for the Deaf |
| 5 th Place - | Mississippi School for the Deaf |
| 6 th Place - | Eastern North School for the Deaf |
| 7 th Place - | Tennessee School for the Deaf |
| 8 th Place - | Kentucky School for the Deaf |
- (North Carolina, Virginia, and Georgia did not participate)

BOYS MASON-DIXON

TRACK CONFERENCE

FINAL RESULTS



(A. All first places are Mason-Dixon Champions)

(B. First 6 places are First Team All Conference)

(C. 7th - 12th places are All Conference Honorable Mention for the Mason-Dixon)

3200 M Relay:

1. FSD – 9:22.67 S. Keck
 T. Ellington
 N. Benitez
 M. Jones

2. ASD – 9:43.2 L. Morgan
 W. Williams
 C. Sweeney
 E. Lockwood

3. ENC – 11:03 T. Jackson
 D. Fleming
 A. Tripp
 J. Jones

800 M Relay:

1. LSD – 1:36.2 B. Morrison
 D. Toviller
 J. Adorin
 E. Garrison

2. FSD – 1:37.70 C. Cave
R. Winfrey
D. Smith
C. Lebrun

3. MSD – 1:37.71 M. Kimble
C. Tramble
T.J. Williams
E. Hathorn

4. TSD – 1:54 M. Mathis
C. Stinnett
C. Wilson
P. Dixon

400 M Relay:

1. FSD – 45.25 C. Ballard
D. Smith
C. Lebrun
D. McFee

2. SCSD – 45.5 T. Anderson
J. Kanott
R. Morley
F. Jones

3. MSD – 46.3 M. Kimple
C. Overton
D. Bishop
E. Hathorn

4. ASD – 46.68 D. Macon
 C. Johnson
 Q. Jackson
 M. Fowles

5. LSD – 49.78 E. Garrison
 J. Adorin
 K. Green
 B. Brown

6. ENC – 50.8 P. McMillen
 L. Williams
 T. Carter
 P. Squire

7. TSD – 55.7 M. Mathis
 C. Stinnett
 C. Wilson
 P. Dixon

1600 Relay:

1. FSD – 3:37.09 C. Cave
 C. Ballard
 L. Harvey
 D. McFee

2. LSD – 3:43.92 T. Cornish
 J. Coleman
 K. Green
 B. Brown

3. MSD – 3:46.7 C. Overton
T. Johnson
T. Williams
M. Kimple


4. ASD – 3:48 E. Lockwood
C. Sweeney
C. Johnson
M. Fowles

5. SCSD – 3:51.8 T. Edwards
T. Anderson
D. Andrews
R. Mitchell

6. ENC – 4:16 E. Jimenez
M. Draper
R. Weber
R. McCallahan

110 High Hurdles:

1. J. Coleman	15.2	LSD
2. E. Hathorn	15.87	MSD
3. R. Winfrey	16.89	FSD
4. P. Squire	17.2	ENC
5. J. Morgan	18.57	ASD
6. C. Overton	19.35	MSD
7. T. Edwards	19.8	SCSD
8. E. Garrison	20.09	LSD
9. J. Kanott	20.1	SCSD
10. T. Morris	20.3	LSD
11. C. Conde	20.7	FSD



12. P. Vance 22.3 KSD

300 Hurdles:

1. F. Jones	42.7	SCSD
2. C. Ballard	42.84	FSD
3. E. Hathorn	43.24	MSD
4. R. Winfrey	44.77	FSD
5. J. Morgan	44.95	ASD
6. J. Coleman	47.0	LSD
7. C. Conde	48.6	FSD
8. T. Edwards	48.86	SCSD
9. T.J. Williams	48.86	MSD
10. W. Williams	54.31	ASD
11. E. Garrison	57.4	LSD
12. C. Facen	59.32	KSD

100 Dash:


1. T. Cornish	11.23	LSD
2. K. Kimple	11.38	MSD
3. D. Jones	11.5	LSD
4. C. Lebrun	11.54	FSD
5. K. Green	11.56	LSD
6. F. Jones	11.6	SCSD
7. L. Harvey	11.63	FSDB
8. Q. Jackson	11.7	ASD
9. R. Mitchell	11.8	ASD
10. C. Cave	11.91	FSD
11. L. Potts	12.0	SC
12. (tie)		
D. D. James	12.1	SC
J. Kanott	12.1	SC
D. Smith	12.28	FSD

13.	(tie)		
	M. Mathis	12.3	ENC
	P. McMillen	12.3	ENC
	J. Adorin	12.47	LSD
14.	(tie)		
	C. Wilson	12.5	TSD
	B. Brown	12.5	LSD
15.	D. Macon	12.88	ASD
16.	P. Vance	12.91	KSD
17.	D. Toviller	13.19	LSD
18.	P. Dixon	13.3	TSD
19.	C. Facen	13.91	KSD
20.	D. Brewster	15.4	KSD

200 Dash:

1.	R. Mobley	23.1	SCSD
2.	Q. Jackson	23.57	ASD
3.	F. Jones	23.6	SCSD
4.	C. Lebrun	23.85	FSD
5.	D. Jones	24.0	LSD
6.	L. Potts	24.1	SCSD
7.	M. Fowles	24.21	ASD
8.	R. Mitchell	24.6	SCSD
9.	D. Smith	25.02	FSD
10.	T. Carter	25.2	ENC
11.	(tie)		
	K. Green	25.6	LSD
	D. Bishop	25.6	MSD
12.	(tie)		
	M. Mathis	25.7	TSD
	C. Johnson	25.7	ASD
13.	J. Adorin	26.2	LSD

14.	P. Vance	26.34	KSD
15.	A. Francis	26.50	FSD
16.	D. Toviller	26.79	LSD
17.	B. Morrison	27.3	LSD
18.	C. Wilson	27.9	TSD
19.	P. Dixon	29.1	TSD
20.	C. Facen	29.37	KSD
21.	D. Brewster	32.2	KSD



400 Dash:

1.	D. McFee	50.49	FSD
2.	T. Cornish	53.1	LSD
3.	M. Fowles	55.03	ASD
4.	R. Mitchell	55.9	SCSD
5.	J. Coleman	56.3	LSD
6.	M. Kimple	57.0	MSD
7.	T. Anderson	57.2	LSD
8.	J. Johnson	57.5	MSD
9.	K. Green	57.9	SCSD
10.	C. Cave	58.25	FSD
11.	E. Lockwood	59.11	ASD
12.	T. Carter	59.2	ENC
13.	T. Jones	59.4	ENC
14.	T. Edwards	60.3	SCSD
15.	A. Francis	60.53	FSD
16.	B. Morrison	61.6	LSD
17.	T. Ellington	62.03	FSD
18.	A. Johnson	63.05	ASD
19.	T. Morris	68.1	LSD
20.	E. Garrison	68.8	LSD

800 Run:

1.	D.McFee	2:05.62	FSD
2.	R.Mitchell	2:06.5	SCSD
3.	C. Sweeney	2:10.7	ASD
4.	M. Jones	2:17	FSD
5.	T. Fordham	2:21	ASD
6.	(tie)		
	C. Overton	2:24	MSD
	T. Ellington	2:24	FSD
	R. Burch	2:25.8	FSD
7.	(tie)		
	J. Morgan	2:27	ASD
	S. Keck	2:27	FSD
	W. Williams	2:30	ASD
8.	(tie)		
	J. Coleman	2:33	LSD
	T. Jackson	2:33	ENC
9.	(tie)		
	J. Barrett	2:38	FSD
	E. Sanchez	2:38	FSD
10.	(tie)		
	R. Lewis	2:40	ASD
	E. Brown	2:40	SCSD
11.	J. Suggs	2:45	LSD
12.	T. Winfield	2:49.1	SCSD

1600 Run:

1.	N. Benitez	5:04.5	FSD
2.	C. Sweeney	5:09	ASD
3.	M. Jones	5:23	FSD
4.	B. Brown	5:38.6	LSD
5.	C. Stinnett	5:41	TSD

6.	J. Barnett	5:45	FSD
7.	E. Brown	5:48.3	SCSD
8.	C. Conde	5:53	FSD
9.	M. Carranza	5:58	ENC
10.	(tie)		
	S. Keck	6:01	FSD
	H. Roman	6:01	FSD
11.	J. Rubio	6:07	ENC
12.	J. Suggs	6:19	LSD
13.	A. Guidry	6:24	LSD
14.	D. Cutrer	6:32	LSD
15.	J. Matzel	6:36	FSD
16.	J. Jones	6:37	MSD

3200 Run:

1.	N. Benitez	11:46	FSD
2.	C. Bicknell	13:02	FSD
3.	B. Brown	13:04	LSD
4.	J. Rubio	13:11	ENC
5.	E. Brown	13:18.1	SCSD
6.	H. Roman	13:39	FSD
7.	J. Suggs	13:40.8	LSD
8.	T. Fordham	13:41	ASD
9.	J. Jones	14:03	MSD
10.	E. Brown	14:06.6	SCSD
11.	F. Velez	14:33	FSD
12.	T. Winfield	15:31	SCSD
13.	L. Mastin	15:47	ASD


Long Jump:

1.	T. Cornish	21'1"	LSD
2.	E. Hathorn	21'	MSD

3. R. Mobley	20'3 1/2"	SCSD
4. Q. Jackson	20'3"	ASD
5. C. Lebrun	19'1 7/8"	FSD
6. T. Carter	19' 1/2"	ENC
7. C. Johnson	18' 8"	ASD
8. C. Ballard	18'5 3/4"	FSD
9. M. Kimple	18'5"	MSD
10. D. Andrew	18'4 1/4"	SCSD
11. J. Coleman	18'1 1/2	LSD
12. J. Kanott	17'16"	SCSD
13. D. Andrews	16'10"	SCSD
14. D. Smith	15'3 3/4"	FSD
15. J. Adorin	15'3 1/2	LSD
16. E. Clarkson	10'	KSD

High Jump:

1. R. Mobley	5'10"	SCSD
2. (tie)		
D. Andrews	5'8"	SCSD
C. Overton	5'8"	MSD
3. L. Williams	5'7"	ENC
4. (tie)		
T. Anderson	5'6"	SCSD
R. Burch	5'6"	FSD
D. Jones	5'6"	LSD
C. Sweeney	5'6"	ASD
5. (tie)		
C. Johnson	5'4"	ASD
C. Cave	5'4"	FSD
6. E. Garrison	4'10"	LSD



Shot Put:

1. M. Baker	45'	ASD
2. D. Creech	44'7"	SCSD
3. C. Tyson	41'8 1/2"	FSD
4. B. Brown	40'5 3/4"	LSD
5. R. Higgins	39'	LSD
6. D. McCoy	38'9 1/2"	MSD
7. V. Sawyers	37'5"	ENC
8. H. Mann	36'5"	ENC
9. T. Edwards	34'8"	SCSD
10. T. Acree	34'2"	FSD
11. A. Johnson	32'7"	ASD
12. A. Andrews	31'9"	SCSD
13. M. Spencer	26'8"	KSD
14. M. Wagers	25'11"	KSD
15. S. Johnson	25'10"	FSD
16. R. Espinoza	25'9 3/4"	FSD
17. D. Dangerfield	24'10"	TSD
18. M. Spencer	24'9"	KSD

Triple Jump:

1. C. Lebrun	42'9 1/2"	FSD
2. D. Jones	42'3 1/2"	LSD
3. Q. Jackson	41'8 1/2"	ASD
4. T. Cornish	39'11"	LSD
5. M. Fowles	39'1"	ASD
6. C. Ballard	38'5 1/2"	FSD
7. T. J. Williams	37'6"	MSD
8. C. Trimble	37'	MSD
9. W. Williams	36'2"	ASD
10. E. Lockwood	34'10"	ASD

11. D. Smith 34'1" FSD

Discus:

1. M. Fowles 145'1" ASD
2. J. Landroth 114'7" ENC
3. L. Tyson 104'1" FSD
4. D. Creech 101'11" SCSD
5. D. McCoy 100'8" MSD
6. J. Kanott 98'4" SCSD
7. B. Howard 95' ENC
8. M. Spencer 90'7 1/2" KSD
9. T. J. Williams 89'5" MSD
10. B. Brown 88'5 1/2" LSD
11. J. Morgan 86'2" ASD
12. T. Acree 82'5" FSD
13. R. Higgins 81' 1/2" LSD
14. S. Johnson 74'1 1/2" FSD
15. A. Wilson 69'1" SCSD
16. V. Robertson 67'6" LSD
17. R. Espinoza 67'1" FSD
18. M. Wagers 60'6" KSD
19. W. Brown 59'8" SCSD

Javelin:

1. D. Jones 120'2" LSD
2. R. Higgins 84'6 1/2" LSD
3. T. Acree 78'2" FSD
4. V. Robinson 65'10 1/4 LSD

Pole Vault:

1. Jason Morgan 11' ASD

For more information contact:

*Paul Smiley
KSD
(606) 239-7017 ext. 2600*

